

WHATCOM COUNTY

Response to the Opioid Problem



PUBLIC HEALTH
ALWAYS WORKING FOR A SAFER AND
HEALTHIER WHATCOM COUNTY

OPIOID ASSESSMENT AND PLANNING IN WHATCOM COUNTY

- How did we know about the opioid problem?
- What's are key data which show the extent of the opioid problem?
- What are we doing to positively impact the opioid problem?

HOW DID WE KNOW ABOUT OPIOID MISUSE, ABUSE AND ADDICTION?

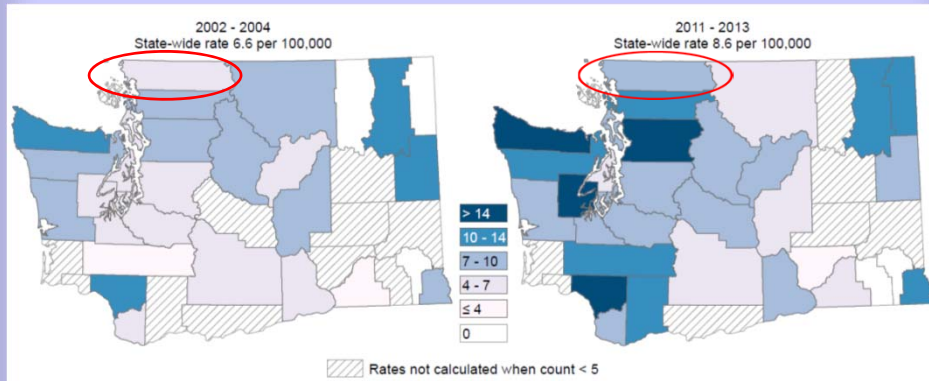
- Anecdotes
- Data (Treatment Admissions, Health Youth Survey, etc.)
- Community Health Assessment ~ CHA
- Ongoing assessment



...why the Spruce tree went to the methadone clinic

OPIOID PROBLEM: KEY DATA

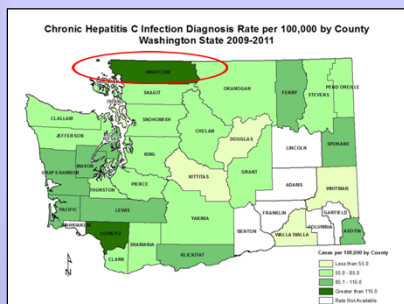
TRENDS IN DEATHS FROM OPIOIDS



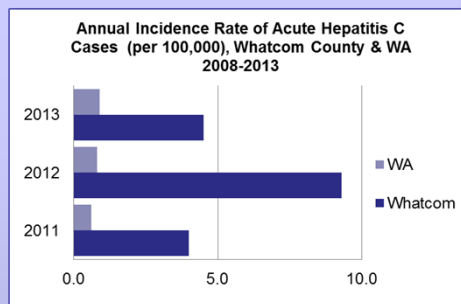
Whatcom County deaths from opioids increased by almost 23% from 2002-2013

Source: Heroin Trends Across Washington State, ADAJ, University of Washington, June 2013.

INFECTIOUS DISEASE: HEP C



Chronic Hep C Rates per 100,000	2009-2011 Rates
Whatcom	131
WA	83



Acute Hep C Cases & Rates	2011		2012		2013	
	Case	Rate	Case	Rate	Case	Rate
Whatcom	8	4.0	19	9.3	9	4.5
WA	41	.6	54	.8	63	.9

SOURCE: WADOH, Communicable Disease Surveillance Data. *All rates are cases per 100,000 population. Incidence rates not calculated for <5 cases. **Healthy People 2020 Objective is .25 per 100,000 population.

OPIOID RELATED EMERGENCY ROOM VISITS

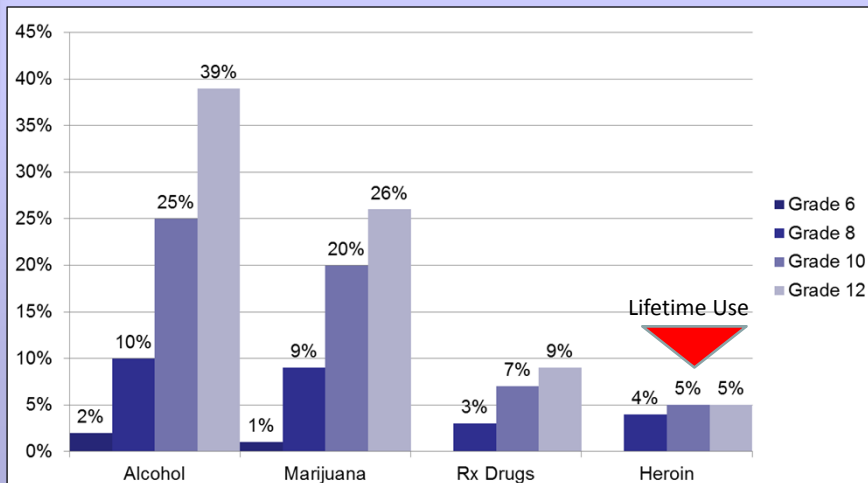
Figure: Opioid Abuse & Dependency Related ER Visits (Excluding Inpatients), 2000-2011



Source: PeaceHealth St. Joseph Medical Center, 2012

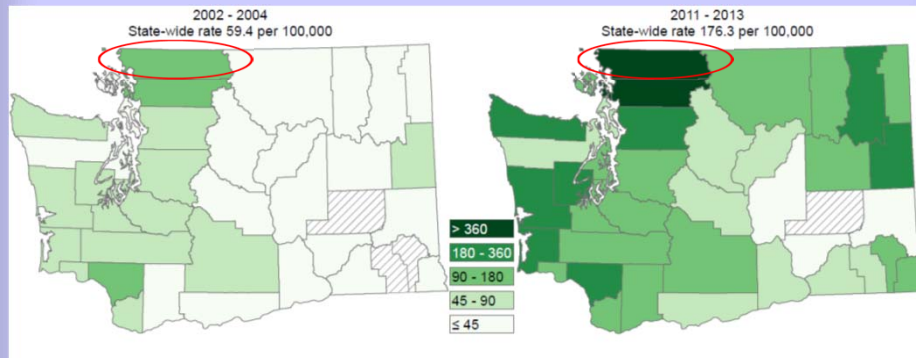
YOUTH SUBSTANCE ABUSE

Percentage of Youth Reporting 30-Day Use of Alcohol, Marijuana, Rx Drugs, Lifetime Use of Heroin - Whatcom County (2012)



SOURCE: WA Healthy Youth Survey 2012

TREATMENT ADMISSIONS BY COUNTY OF RESIDENCE

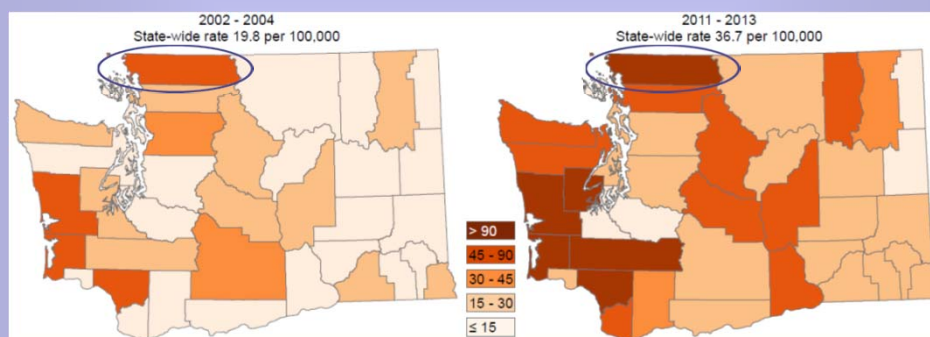


WHATCOM COUNTY

- ✓ Highest in the state
- ✓ 309 per 100,000

Source: Opioid Trends Across Washington State, ADAI, University of Washington, Feb. 2015
DBHR, TARGET

TRENDS IN POLICE EVIDENCE WITH ANY OPIATE RESULT

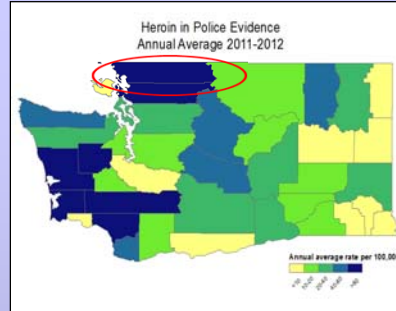


Whatcom County

- ✓ 3rd highest in the state.
- ✓ 130 per 100,000 population from 2002-2013.

Source: Opioid Trends Across Washington State, ADAI, University of Washington, Feb. 2015
Washington State Patrol, Crime Lab, NFLIS data set.

TRENDS IN POLICE EVIDENCE FOR HEROIN



Rate & Annual Average (per 100,000) of Heroin In Police Evidence, 2001-2002, 2001-2012	2001-2002 Rate	2011-2012 Rate	Average Annual 2011-2012
Whatcom County	31.5	153.4	314
WA	13.1	34.6	2362

Source: Heroin Trends Across Washington State, ADAJ, University of Washington, June 2013
Washington State Patrol, Crime Lab, NFLIS data set.



WHATCOM COUNTY
STRATEGIES TO POSITIVELY
IMPACT OPIOID USE/ABUSE


ADDICTION FORUM

- Held forum on addiction in late 2014
- Tribal peoples and non-tribal peoples
- Multidisciplinary fields represented
 - Goal: To solve the growing substance abuse problem
 - as a community
 - Outcome: 3 Subcommittees
 - Criminal Justice
 - Healthcare
 - Prevention and Community Education



Lummi Nation Healing Spirit Center

- Built an Opiate Treatment Program (OTP), providing only Suboxone.
- Federally regulated OTP rather than an office-based physician practice.
 - Daily dosing
- Secured federal waiver to expand services from 300 to 450 patients.



Outcomes for Lummi's OTP

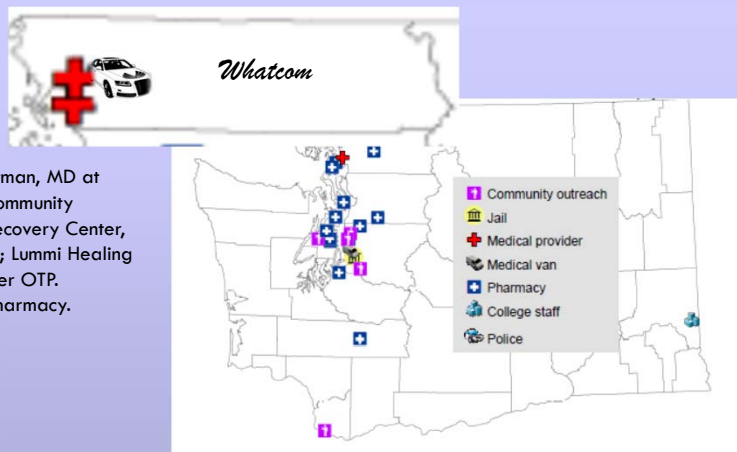
2013 Survey of 290 participants

(70% response rate)

- 87% said Suboxone had decrease cravings and withdrawal
- 72% fewer ER visits
- 62% fewer problems with family members



NALOXONE DISTRIBUTION



Source: Opioid Trends Across Washington State, ADAJ, University of Washington, Feb. 2015. Adapted.

OPIATE ENGAGEMENT PROJECT

- Assist people with opioid dependency to get into treatment.
- Tapering clinic and case management services.
- Outcomes for Opiate Engagement 2014
 - 95 people served since January
 - Nearly 58% completed treatment



Thank You, and...

Although addiction is hard to understand, please remember that addicts are people, too.

Like everyone else, they deserve respect and dignity.

Jackie Mitchell, M.A., CDP, LMHC
Whatcom County Behavioral Health
Program Specialist
360-676-6724, #32017



PUBLIC HEALTH
ALWAYS WORKING FOR A SAFER AND
HEALTHIER WHATCOM COUNTY